

**A Style for Every
Story:
Designing Your
Perfect Memorial**



Lakefield Cemetery & Crematorium Inc.
1262 Buckhorn Road
Lakefield, Ontario K0L 2H0
705-652-3252
info@lakefieldcemetery.com

Walking You Through the Memorial Selection Journey

Step 1: Tell Their Story

Choosing a memorial starts with us listening. Your loved one's story is the foundation of the design. Be prepared to share details of their interests, hobbies, career, passions, faith and beliefs, heritage, culture and achievements. This information will help guide our staff in creating a tribute that is deeply personal, whether you choose a simple, elegant design or something truly unique.

Step 2: Finding the Perfect Style

The first practical decision is the style of memorial, upright or flat, boulder, columbarium or bench. Our staff will review cemetery By-laws to confirm the acceptable style for your lot. We will outline all of your options and clarify details like material, colour, size and shape. We will transparently discuss and clarify all costs and fees like installation, foundation, care and maintenance and taxes.

Step 3: Getting the Details Right

Once the style is set, we focus on the specific elements that personalize the look and determine the final cost. We will work through these six key decisions together:

- Shape: Selecting the overall form of the stone
- Size: Finalizing the dimensions
- Colour & Finish : Deciding on the granite colour and surface texture
- Lettering & Design: Choosing the fonts and visual elements
- Personalization: Adding unique carvings or imagery
- Enhancements or Attachments: Choosing any add-ons or additions to the stone like porcelain photos, vases, matching base, etc

Step 4: Perfecting Your Design

With your choices in hand—the perfect granite color, style, lettering, and meaningful symbols—we'll have our designer create a visual concept that shows you precisely what the finished, lasting tribute will look like.

Step 5: Unveil Their Story Within the Stone

Once you've given the final approval on your memorial's design, that's when the magic happens! We put your memorial into production and bring your vision to life by carefully blasting, etching, and engraving your design right into the stone. We use only top-quality granite and the best techniques to ensure you receive a truly exceptional and lasting product.


Step 6: The Big Reveal!

Your beautiful, finished memorial is ready for its debut! We'll carefully deliver it to its final spot and let you know it has officially arrived.

The Right Style, Made Simple: Exploring Memorial Options

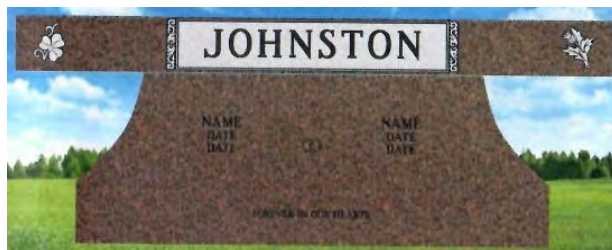
Selecting a memorial is a deeply personal and significant decision. The style you choose whether it's a sleek Flat marker, a stately Upright monument, a natural Boulder, or a reflective Bench will help define how your loved one is remembered. We are here to help you navigate the different options, taking into account aesthetics, practical considerations like cemetery regulations, and the unique way you wish to honour their memory. The right memorial style will provide a beautiful, enduring place for quiet reflection.

A **Flat memorial** is a sleek option—it's a rectangular slab of granite cut 4 inches thick and installed level with the grass. You can choose to use this as the primary marker at the head of a grave, or as a supplemental stone at the foot of a grave.



An **Upright Memorial** is a lovely, traditional way to mark the head of a grave. These monuments stand up from the ground, offering a distinguished presence. We place them on a concrete foundation to ensure stability.

If you love a natural look, a **Boulder Style Memorial** is a wonderful choice. Just like our other styles, these memorials are placed directly on a concrete foundation to ensure stability.



Bench memorials offer a unique and beautiful way to honour a loved one. Made of durable granite, these can be lettered and designed with the same care and detail as any of our traditional memorials. A

bench provides a lovely spot for quiet reflection and can be placed at the head of a grave, or in another designated area within the cemetery.

Practical Planning: Considerations when Choosing a Memorial

Memorial Size and Design

The overall size of the memorial depends on a few design choices:

- Length of Names: A longer family name, like "Fitzgerald," will require more width than a shorter name, like "Toms."
- Name Placement: Placing names side-by-side requires a wider memorial than stacking names one above the other.
- Date Style: Using full birth and death dates (e.g., June 1, 1950 - October 27, 2025) requires more width than using only the years (e.g., 1950 - 2025).

Inscription and Future Lettering

The initial purchase price of your memorial includes the cost of the first round of lettering before it's delivered to the cemetery.

Any lettering added later such as a final date will incur additional charges when needed. The fee charged covers the cost of the lettering crew traveling to the cemetery, precisely matching the existing font, and completing the inscription work on-site.

Cemetery By-Laws and Permissions

Before purchasing a monument or marker, you should first confirm the necessary permissions and regulations.

Who Has Authority?

- Authority rests with the lot owner, a designated Power of Attorney acting on their behalf, the executor of their estate or designated heirs if the lot owner is deceased.
- At other cemeteries requirements may vary. Always contact your cemetery to confirm who has the authority to approve a memorial purchase.

By-Law Restrictions

Cemetery By-laws establish guidelines for memorialization. These can limit a memorial's:

- Type, Size, Quantity, and Material
- When and where it can be placed

Contact your specific cemetery for their regulations and restrictions.

Additional Fees


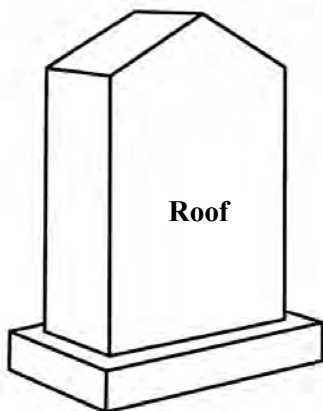
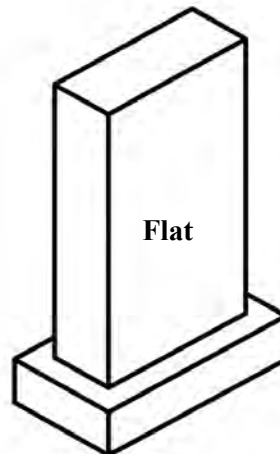
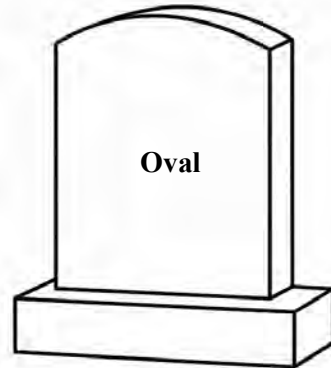
In addition to the memorial's cost, the cemetery or monument company will likely charge fees for the following:

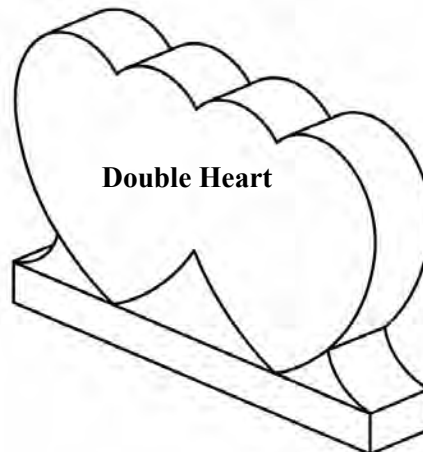
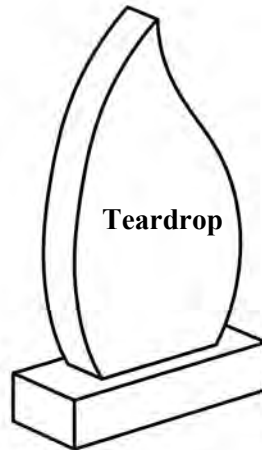

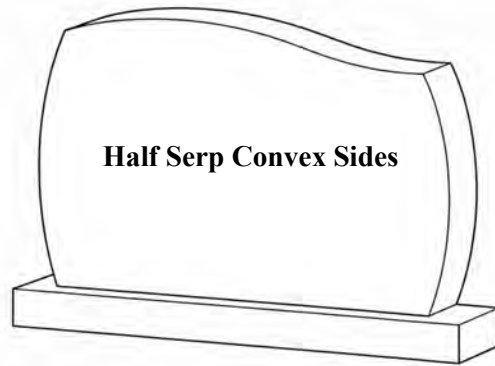
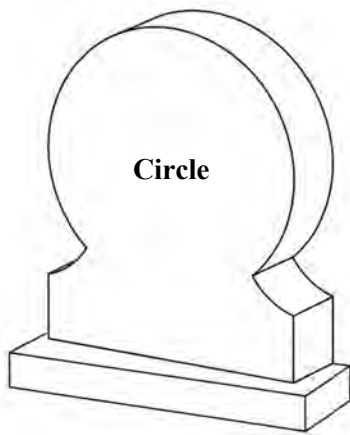
- ***Foundation:*** A poured concrete base required for stability under an upright memorial. The minimum cost is \$500.00 and increases with the memorial base size.
- ***Installation:*** A fee charged for the installation of flat memorials. This fee starts at \$115.00 and increases based on the size of the memorial.
- ***Care and Maintenance:*** A one-time fee determined by the *Funeral, Burial and Cremation Services Act, 2002* and *Ontario Regulation 30/11* that is placed in a trust fund to ensure the safety of the memorial in perpetuity. The fee for upright memorials under 4 feet is \$200.00 for upright memorials over 4 feet it is \$400.00. For flat memorials the fee is \$100.00 and only applies to markers over the size of 173 square inches.
- ***HST:*** Calculated on the total of the memorial cost, foundation, and care and maintenance fee.

Some cemeteries may charge other fees. Contact your cemetery for their complete list of charges.

Finding the Perfect Form: Exploring Memorial Shapes

The shape of a memorial is a wonderful way to express your loved one's unique life and spirit. From traditional serpentine tops to unique, custom silhouettes or simple, elegant squares, the form you choose sets the tone for the entire design. Take a moment to explore some of the many shapes available and find the one that beautifully captures the essence of their story.





Finding the Best Fit: Understanding Memorial Size & Cost

Selecting the right size is an important step, as it determines the canvas for your personal tribute. While cemetery requirements often guide the maximum dimensions, we offer options of all sizes to ensure a beautiful and lasting tribute.

We're here to help you balance your personal vision, the available space, and your budget to find the dimensions that feel just right for honouring your loved one. To make this process easier, we've compiled common examples of popular monument and marker sizes, helping you quickly find the best fit for your design and financial needs.

What's Included in Your Standard Memorial Price



We keep our pricing simple and transparent. The standard price for memorials includes all these key features:

Upright Memorials: You receive the full monument. This includes the tablet (either polished or steeled front and back) with attractive rock pitch sides, along with a sturdy grey base that also features rock pitch sides. Your standard price covers sandblast, sandsunk, or frosted design and lettering.

Flat Memorials: Our standard flat markers feature a polished or steeled face and include sandblast, sandsunk, or frosted design and lettering for a clear, lasting tribute.


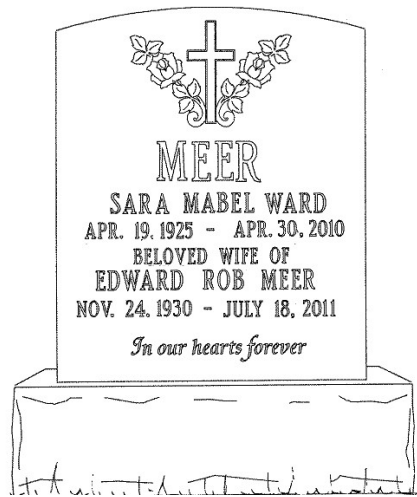

To help guide your decision, we've compiled examples of standard monument and marker sizes. Reviewing these examples on the next pages will help you determine the ideal size for your memorial design while keeping your budget in mind.

Upright Memorials





Tablet: 16" wide x 20" high x 6" deep
Base: 22" wide x 12" deep x 8" high

*Prices start at \$2000.00
Foundation, care and maintenance and taxes are
added to calculate the final cost.*



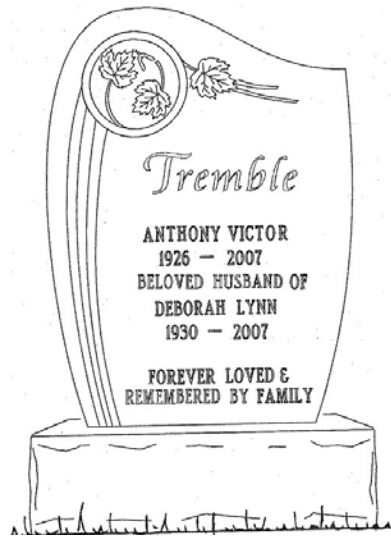

Tablet: 20" wide x 24" high x 6" deep
Base: 26" wide x 12" deep x 8" high

*Prices start at \$3,000.00
 Foundation, care and maintenance and taxes are
 added to calculate the final cost.*





Tablet: 24" wide x 24" high x 6" deep
Base: 30" wide x 12" deep x 8" high

Prices start at \$3,250.00
Foundation, care and maintenance and taxes are
added to calculate the final cost.





Tablet: 24" wide x 30" high x 6" deep
Base: 30" wide x 12" deep x 8" high

Prices start at \$4,025.00
Foundation, care and maintenance and taxes are
added to calculate the final cost.



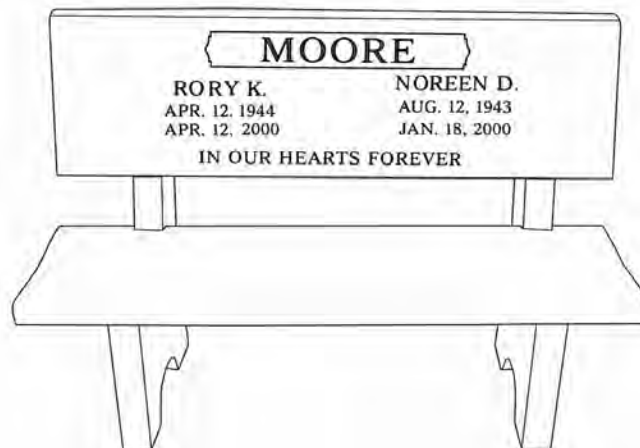


Tablet: 30" wide x 24" high x 6" deep
Base: 36" wide x 12" deep x 8" high

Prices start at \$4,275.00
Foundation, care and maintenance and taxes are
added to calculate the final cost.



Tablet: 36" wide x 24" high x 6" deep
Base: 44" wide x 12" deep x 8" high

Prices start at \$4,800.00
Foundation, care and maintenance and taxes are
added to calculate the final cost.

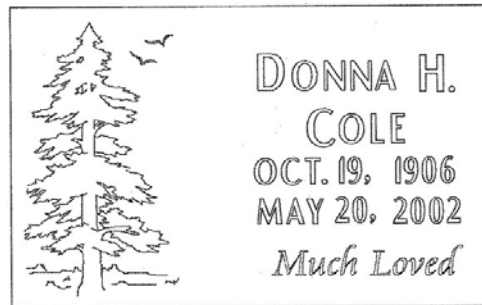



Bench & Boulder Style

Prices start at \$2500.00

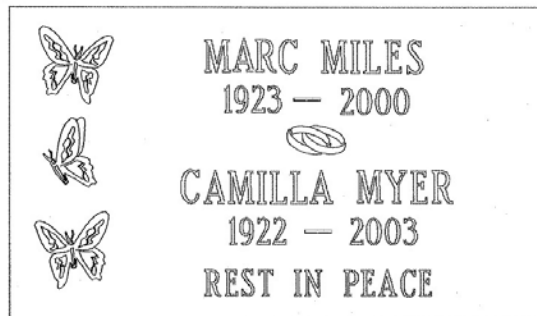

Foundation, care and maintenance and taxes are added to calculate the final cost.

Flat Memorials






16" WIDE X 10" LONG

*Prices start at \$875.00
Installation and taxes are added to
calculate the final cost.*



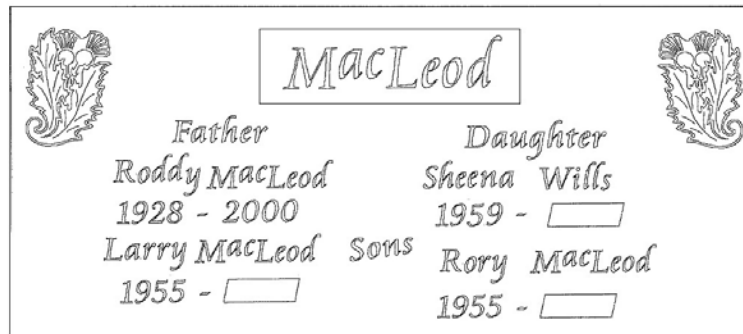

20" WIDE X 12" LONG

***Prices start at \$1000.00
Installation, care & maintenance and taxes are
added to calculate the final cost.***



24" WIDE X 12" LONG

***Prices start at \$1300.00
Installation, care & maintenance and taxes are
added to calculate the final cost.***




30" WIDE X 12" LONG

***Prices start at \$1800.00
Installation, care & maintenance and taxes are
added to calculate the final cost.***

Selecting the Perfect Hue: Exploring Granite Colours



Just like a favourite shirt, the granite colour helps reflect the unique life you are remembering. From the tranquil peace of a cool gray to the vibrant warmth of deep red or blue, the stone's color sets an immediate emotional tone. We'll help you select a hue from nature's palette that truly captures your loved one's spirit and creates a beautiful, lasting tribute. To help you visualize the possibilities, here is a sampling of the beautiful natural colors available, along with what they often symbolize:

Grey: A timeless and enduring choice. Grey symbolizes solid strength, wisdom, and peace. Its neutral tone ensures that the inscribed name and tribute will stand out clearly, providing a monument of classic dignity that endures for generations.




Barre Grey: This fine grain grey granite is quarried in Barre, Vermont, USA. This granite can be polished or steeled (without polish).

Stanstead Grey: This consistent grained, light grey granite is quarried in Stanstead, Quebec. This colour of granite is often used for monument bases.





Imperial Grey: Imperial Grey granite is a consistent grain dark grey granite that is quarried in China.

Charcoal/Imperial Impala: Charcoal granite is a medium to fine grain dark grey granite that is quarried in China.



Pink: A heartfelt and warm tribute. Pink is the color of unconditional love, gentleness, and compassion. This granite provides a soft, nurturing presence, forever reflecting a life that was deeply cherished and remembered with tenderness.

Mountain Rose: This medium to fine grain deep pink granite is quarried in Vermillion Bay, Ontario.



Imperial Pink: This fine grain pink granite is quarried in China. It is capable of creating a wide range of pink hues depending on the type of finish used.

Purple: An exclusive and spiritually deep selection. Purple has long been the color of royalty, dignity, wisdom, and spiritual mystery. Hues ranging from violet to lilac symbolize eternal love. Choosing this granite is a distinguished and graceful way to honour a truly unique and noble life.

Paradiso: This uniquely variegated granite has rich purple, pink, grey and black hues that swirl together in truly unique patterns. Paradiso is quarried in India.



Brown: A warm, comforting, and noble choice. Brown granite, with its earthy and mahogany tones, symbolizes stability, strength, and a deep connection to the earth and nature. It creates a welcoming, timeless memorial that resonates with themes of family, home, and a life well-grounded.




Mahogany: This granite is a medium grain rich brown granite characterized by earthy undertones. This granite is quarried in Vermillion Bay, Ontario.

Cat's Eye: This brown and pink granite's name is derived from the distinctive deposits in the stone. This granite has a beautiful, consistent grain. This granite is quarried in India.



***Black:** The ultimate statement of elegance and permanence. Black is associated with authority, strength, and eternal memory. Its polished surface creates the highest contrast for lettering, ensuring a striking and sophisticated memorial that signifies a timeless legacy.*



Brits/Impala: Brits is a medium to fine grain, dark almost black granite. It is characterized by blue and grey flecks that flow through the dark coloured background. This granite is quarried in South Africa.





Jet Black: By far one of the most popular choices, this rich black granite quarried in India.



Gem Mist: This fine-grained almost black granite is quarried in Pennsylvania, USA. This granite is characterized by a fine greyish swirl that flows through the darker coloured background.

***Red:** A vibrant and passionate tribute. Red symbolizes courage, energy, and enduring love. Choosing a red granite celebrates a dynamic life and a fiery spirit, making a bold, beautiful declaration of love that will be noticed and cherished.*


Red: This deep almost crimson red granite has streaks of black and magenta through it and is quarried in India.




Aurora: Aurora granite is a black and orange granite that is quarried in India. Tones of both black and orange swirl together to create a truly unique granite, where no two pieces are ever really alike.

Blue: *A unique and serene choice that evokes the calm of the sky and ocean. Blue symbolizes peace, tranquility, loyalty, and trust. This granite creates a calming atmosphere and is a beautiful, distinct way to honour a peaceful spirit or someone who found solace near the water.*


Butterfly Blue: Butterfly blue granite is quarried in China and is a rich deep blue granite that features intricate patterns, swirls, and veins of gray, black, and occasionally even hints of gold or white.



Bahama Blue: This blue granite swirls like the ocean with variegated swirls of deep blues and purples. This granite is quarried in India.



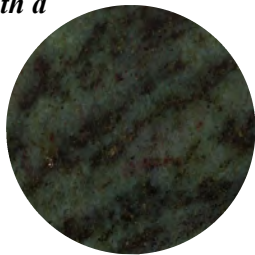
Blue Pearl: This blue granite is characterized by its large silver flecks that when polished shine like pearl. This granite is quarried in Norway.



Himalayan Blue : This unique granite features a mix of grey and blue with accents of orange and brown. It is quarried in India .

Green: *A vibrant tribute to life, growth, and nature. Green is the universal symbol of renewal, harmony, and eternal life. This earthy yet bold color is perfect for remembering a life that was full of vitality, or a loved one with a passion for the outdoors and the natural world.*

Tropical Green: This dark green granite is characterized by the red flecks that flow throughout the grain. Tropical green granite is quarried in India.



Dark Green: This deep green granite is characterized by medium to coarse grain and is quarried in China.

Inscribing the Memory: Exploring Engraving Options

To achieve different lettering appearances on headstones, a variety of engraving methods can be used. We offer the following lettering engraving techniques to customize your memorial.

Sandblast Lettering

This is the most universal lettering technique and is suitable for all granites. Letters are sandblasted deeply into the face of the granite



to provide contrast and legibility to the letters. When sandblast lettering is applied to a polished memorial face the polish must first be removed to create a steeled lettering panel where the lettering will then be applied. This technique works well on all colours of granite but is especially suited to lighter coloured and large grained granites.

Line Around Lettering

This lettering technique is suitable for large Family Name letters. This technique is suitable for all polished granite memorials and is used in conjunction with sandblast letters. This lettering consists of an unpolished letter with deep line blasted around it.



Raised Lettering

Raised lettering remains polished when applied to the face of a memorial and a panel is cut around it to make the letters stand out. This technique can be used on all granites but is most recommended for medium to dark coloured granites.



Sandsunk Lettering

This lettering technique is also a more shallow sandblasted type lettering technique. This type of lettering does not require a steeled panel. This type of



lettering is best used on medium to dark coloured granites to provide the necessary contrast for legibility. It is not suited for light coloured granites.

Setting the Mood: Finding the Perfect Font

When designing a memorial, every tiny detail helps tell your loved one's story—and that includes the font. Choosing the right typeface is more than just a design choice; it sets the tone, makes sure the words are easy to read, and even adds to the emotional impact. We love helping families find a font that perfectly captures their loved one's unique personality.

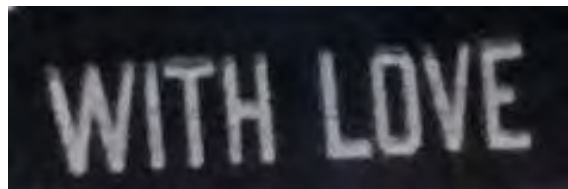
The following fonts are popular font styles for memorial lettering. Additional font styles are available.

Popular Font Types Used in Headstones

- **Serif Fonts** like Roman: These fonts have the small lines or strokes (feet) attached to the end of the larger strokes in a letter. These fonts are traditional, classic and dignified in appearance.



- **Sans-Serif Fonts** like Block or Arial: These fonts do not have the extra 'feet' attached to the end of letters. These fonts are clean and modern, often used for a more contemporary look.



- **Script Fonts:** These fonts are flowing, elegant and decorative, they are great for good epitaphs or short phrases but may be harder to read if overused.



Words that Last Forever: Selecting a Meaningful Epitaph

An epitaph is more than just words on stone it is a timeless message, a final reflection, and a lasting legacy. Discover some examples of epitaphs below that beautifully honour a life and provide comfort for generations to come.

General Words

- *Rest in peace*
- *In loving memory*
- *Until we meet again*
- *Gone, but not forgotten*
- *Forever in our hearts*
- *Sadly missed, fondly remembered*
- *To live in hearts we leave behind is not to die*
- *Lovingly remembered*
- *Always loved never forgotten*
- *Ever remembered, ever loved*
- *An inspiration to all*
- *A friend to many, and sadly missed*
- *Gone from our homes, but not our hearts*
- *Always in our hearts*
- *You made a beautiful difference in our lives*
- *They lived, and laughed, and loved, and left*
- *The best is yet to come*
- *Entered into rest*
- *Loving memories last forever*
- *Remembered with love*
- *A life well lived*
- *Laughed often, loved much*
- *The pleasure was all ours*
- *Your life was a blessing, Your memory a treasure*
- *You are a song in our hearts forever*
- *A good friend to many*
- *A voice we loved, stilled*
- *Serendipity*
- *Memories to treasure*
- *Think of me always*
- *A treasured life together*
- *One in joy and in love*
- *Real love stories never have endings*
- *Into the sunshine*
- *Keep smiling*
- *Say not farewell*
- *Just whisper my name in your heart and I will be there*

Everlasting Love

- *Together forever*
- *Together always*
- *Memory makes love eternal*
- *Life is not forever. Love is.*
- *Love is eternal*
- *Love lives on*
- *We live in happiness together, We rest together in peace*
- *Nothing loved is ever forgotten*
- *If it takes forever I will wait for you*
- *I shall love thee better after death*
- *Your love will light the way*
- *Time passes, love remains*
- *Beloved and dear in life. In death they are not divided*
- *Their love and tenderness touched many hearts*
- *With all my love*
- *A love without end*
- *Forever true love*
- *Reunited at last*
- *Devoted in love*

Religious

- *Earth has no sorrow that heaven cannot heal*
- *In God's care*
- *The Lord is my shepherd*
- *In the gentle hands of God*
- *Say a prayer when passing*
- *Hail Mary pray for us*
- *In God we trust*
- *In the arms of the angels, may you rest in peace*
- *I rise up and go to my father*
- *Absent from the body, present with the Lord*
- *He who believes has everlasting life John 6:47*
- *Everlasting life through Christ*
- *Asleep in Christ Jesus*
- *Thy will be done*
- *I have fought the good fight. I have finished the course. I have kept the faith. 2 Timothy 4:7*
- *I shall dwell in the house of the Lord forever. Psalm 23:6*
- *Come to me, all who labour and are heavy laden, and I will give you rest. Matthew 11:28*
- *Whoever believes in Him will have eternal life. John 3:15*
- *Sleep on now, and take your rest. Matthew 26:45*
- *Sweet rest in Heaven*

Mother, Wife, Daughter, Sister, Aunt

- *A gentle woman*
- *Beloved wife, mother, daughter, sister, aunt*
- *Her memory is enshrined in our hearts*
- *She lives with us in memory and will for evermore*
- *She concealed her tears but shared her smiles*
- *She served and kept the faith*
- *She walked in beauty*
- *To know her was to love her*
- *A wife's love is life's treasure*
- *A mother holds her children's hands for a while, their hearts forever*
- *She lives with us forever in memory and will forever more*
- *There was grace in her steps, love in every gesture*
- *Released from all her earthly cares*
- *Her works were kindness, her deeds were love*
- *A mother's love lasts forever*
- *She graced her family with acts of loving kindness*
- *Her love, a symphony, now echoes through the ages*

Father, Husband, Son, Brother, Uncle

- *A gentle man*
- *Beloved husband, father, son, brother, uncle*
- *A loving father, tender and kind, what a beautiful memory you left behind*
- *His greatest joy was in making others happy*
- *His joy was in serving others*
- *Fond memories linger every day, remembrance keeps him near*
- *O' Lord I put him in thy hands*
- *He was beloved in life*
- *His mission on earth fulfilled*
- *A man greatly loved, and greatly missed*
- *His absence a silent grief, his life a beautiful memory*
- *Weep not that he is gone, but smile that he has been*
- *A gentle heart and courageous spirit*
- *He came and went and never ceased to smile*
- *To know him was to love him*
- *Such immense love lived within him*
- *He guided us and leaves behind a legacy of strength*
- *We can still hear his laughter echoing through time*
- *A father's wisdom is a light that shines forever*
- *My dear husband, my rock, my strength*

Child

- *Ours forever*
- *Forever my baby you'll be*
- *Budded on earth, to bloom in heaven*
- *Our little angel*
- *There is no love as precious, as the love of a Mother and Father*
- *Precious Baby*
- *Infant son/daughter of*
- *An angel shining in heaven*
- *Our precious angel*
- *Sweetly sleeping*
- *Sleep, my little one, sleep*
- *Awaiting the touch of a little hand, and the smile of a little face*
- *This little one shines like a star in the heavens.*
- *A life measured in memories, not in years*
- *You will always be my sunshine*
- *Step softly, a dream lies buried here*
- *Sweetly sleeping*

Military Service

- *Truth Duty Valour*
- *Lest we forget*
- *At the going down of the sun in the morning we will remember them*
- *A life of beauty and service*
- *A day of duty done. A day of rest begun.*
- *There is no greater love than to lay down one's life for one's friends. John 15:13*
- *His duty done, his honour won.*
- *Brave in spirit, strong in love.*
- *Duty, Honour, Country, well done, be thou at peace.*
- *A courageous warrior*

Hobbies/Interests

- *The song ended but the melody lingers on*
- *Dance, then, wherever you may be*
- *You are a song in our hearts forever*
- *Gone Fishin'*
- *Gardening in Heaven*
- *Gone Huntin'*
- *A broken melody*
- *Your music shall play forever in our hearts*
- *Dance on*
- *Never stop singing*

Bringing the Vision to Life : Engraving, Etching & Sculpture

The way we personalize a headstone is a crucial step in honouring a loved one. We use three main artistic methods engraving (sandblasting), etching, and sculpture to bring your design vision to life on the stone.

Engraving (Sandblasting): The Classic Choice

Engraving (often called sandblasting) is our most trusted method for creating clear, beautiful, and long-lasting lettering, borders, and symbols. For this technique highly compressed air is used to shoot tiny particles of grit at the granite's surface. This process precisely erodes the granite, carving deep, clean, and permanent cuts into the stone. This technique offers excellent contrast and readability on virtually any granite color, making it the top choice for classic designs.

There are two distinct styles of engraving for designs:



Flat Designs: These are one-dimensional, simple, and deep designs with strong contrasting outlines. They are perfect for flat memorials because there are no deep crevices where dirt can easily accumulate.

Shape Carved Designs: These offer a beautiful three-dimensional appearance. Like flat designs, they have deep outer edges, but the interior of the image is rounded and contoured to give it a richer, more life like look.



Etchings: Capturing Fine Detail

If you want to capture a photo or complex scene with lifelike detail, etching is the perfect method. Etching delicately removes the polished surface of the granite, creating thousands of tiny lines and dots that vary in depth. This allows us to achieve an incredible level of detail, perfect for photo-realistic portraits or intricate scenes. While engraving creates depth, etching creates detail. Etching works best on black granite where the polished surface provides the maximum contrast.

Sculpture: The Ultimate Tribute

Sculpted designs are the most personal and impactful way to honour a loved one, offering true three-dimensional artistry. Sculptures are images that are painstakingly hand-carved or machine-carved directly into the granite tablet, making the image stand out from the surface. A sculpture can also be a separate piece of artwork placed on the base of the memorial.



Finishing Touches: Memorial Enhancements

A monument is a beautiful dedication, but memorial enhancements are what can truly bring a loved one's story to life. Details like adding a porcelain photo can allow future generations to see the smile of the person being honoured. Engraving the family surname on the back connects them to a lasting legacy or even simple choices like a vase or eternal light can highlight personal taste and traditions. These thoughtful additions move the memorial beyond just names and dates, transforming it into a richer, more complete reflection of your loved one's personality, life, and the enduring love your family holds for them.

Edge Finish

The finish of the monument edges can dramatically change the whole look and feel. Standard monuments include polishing the front and back of a stone and having a rock pitched edge on the top and sides.

A ***rock pitched edge*** give the monument a more traditional, natural and informal look while also providing a classic, contrast to the smooth, polished face.



Monuments can be enhanced to include a ***polished edge***. A polished edge can give the monument a modern, clean and elegant look. The smooth, glossy and reflective finish can highlight the stone's colour and grain while also giving off a more formal and sophisticated tone.

Plinths

A plinth is a smaller, wider granite layer that sits directly beneath the main memorial tablet. They are a cost-effective and practical solution when you need to add more information, such as one or two additional names or the family surname, to an existing monument. They can be incorporated during the original production of a new memorial or added later to an existing monument in the cemetery.



Matching or Contrasting Bases

When designing a monument one of the most impactful choices you'll make is the granite colour for each component the tablet and the base. While standard monuments include a grey base you ultimately have the two choices when selecting the appropriate base colour:

- ***Contrasting Colors***: allow you to highlight and emphasize the engraved tablet. For example, setting a lighter tablet on a darker base creates a focal point, drawing the eye directly to the inscription and any artistic details. This technique adds depth, visual interest, and a unique, custom feel.



- ***Matching Colors*** create a sense of uniformity and seamless elegance. Using the same granite for the base and the tablet offers a classic, cohesive look that makes the entire monument feel solid and monumental.

Sloped or Margin Bases

To make your monument truly unique, consider a sloped or margined base. These enhancements offer a dedicated space on the front of the base allowing you to add extra information without cluttering the primary surface. Sloped or margin bases are perfect for including additional lettering, a short epitaph, the family surname, or a small design or symbol. Sloped or margin bases can be incorporated during the original production of a new memorial or added later to an existing monument in the cemetery.



Porcelain Pictures

Porcelain photos are durable, beautiful reproductions of a favourite photograph, etched onto a ceramic tile to create a weather-resistant portrait for the memorial. They instantly add color, personality, and warmth, allowing visitors to see the face of your loved one. Porcelain pictures are available in color, black and white, or sepia, and come in many shapes and sizes, including oval, rectangular, heart and custom shapes. They can be easily affixed to a flat surface of an existing monument/marker or inset into a carved space during new production.



QR Code Plaques

A 2"x2" weatherproof aluminum QR code plaque that can be affixed to headstones or memorial benches. These QR codes give you lifetime access to Keeper Online Memorial, a digital memorial platform where family and friends can share stories, photos and condolences from anywhere in the world. These plaques create seamless connection between your loved one's physical memorial and their digital memorial, allowing visitors to their final resting place instant access to their life legacy. These can be easily affixed to a flat surface of an existing monument or bench or added to a new monument during production.

Vases and Eternal Light Candle Holders

Adding a vase or an eternal light holder is a beautiful and thoughtful way to encourage ongoing visitation and remembrance. To ensure everything fits perfectly and looks balanced, adding a vase or candle holder usually requires the base of the monument to be slightly wider than the standard size.



Flower vases, available in materials like granite, bronze, or metal, offer a dedicated, elegant space for loved ones to place flowers. They come in many shapes, designs, and colours and can be securely mounted to the base of your monument or inset into a flat marker.



Eternal light candle holders are typically made of bronze and are designed to hold special eternal light candles. These candles are formulated to burn cooler, which helps prevent the glass from cracking and reduces smoke, making it a peaceful and lasting tribute. Like vases, they can be added to new or existing memorials.

Footstones & Cornerposts

While the main headstone serves as the primary memorial, footstones and cornerposts play an important supporting role. Together, these elements help fully and beautifully mark your loved one's resting place.


Footstones are smaller markers placed at the foot of the grave. They often complement the main headstone and can include names, dates, or a simple initial, providing a beautiful bookend to the memorial space.

The most common size of footstone is 12"x6", other sizes up to 14"x8" are available.



***Prices start at \$350.00
Installation and taxes are added to
calculate the final cost.***


Cornerposts are small markers placed at the corners of a plot. Their primary purpose is to clearly and permanently define the boundaries of the lot, ensuring accuracy for future interments, marker or monument placement and maintenance. Cornerposts are purchased in pairs.



***Prices start at \$130.00 per pair
Installation and taxes are added to
calculate the final cost.***

Bringing your Memorial to Life: Sketch your Vision

Use the space below to note your design preferences and draw a rough sketch of your memorial.

A large, empty rectangular box with a black border, intended for the user to sketch their vision for a memorial and note their design preferences.

